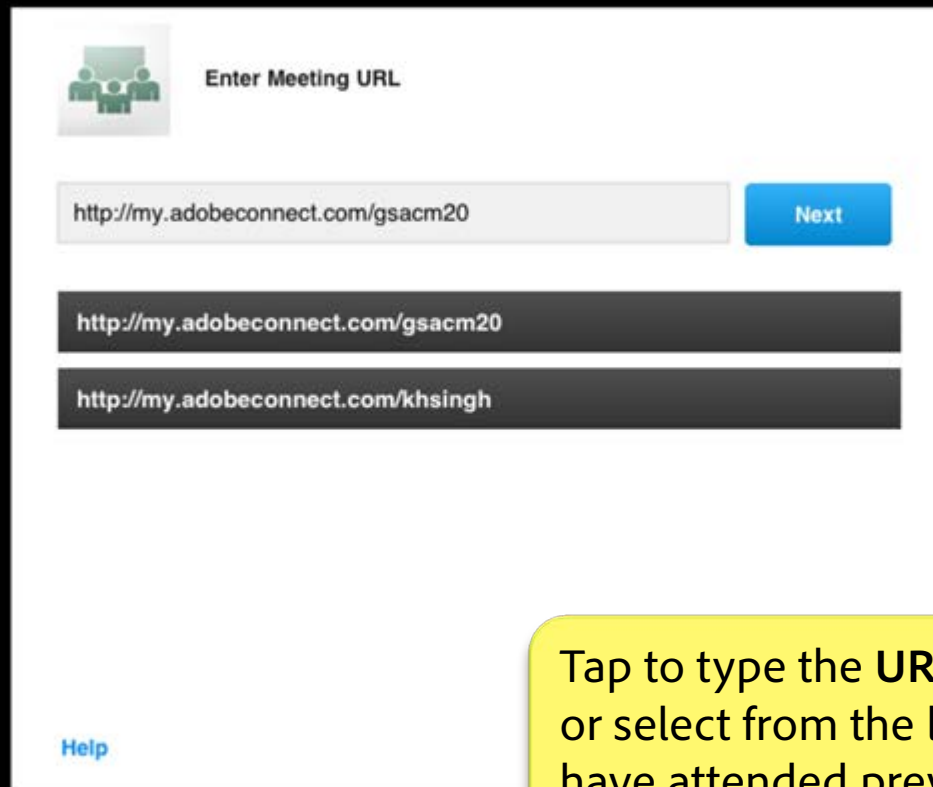


Adobe® Connect™ Mobile 2.0 Getting Started

For Participants using tablet devices



Adobe® Connect™ Mobile: Enter Server URL



Enter Meeting URL

<http://my.adobeconnect.com/gsacm20> Next

<http://my.adobeconnect.com/gsacm20>

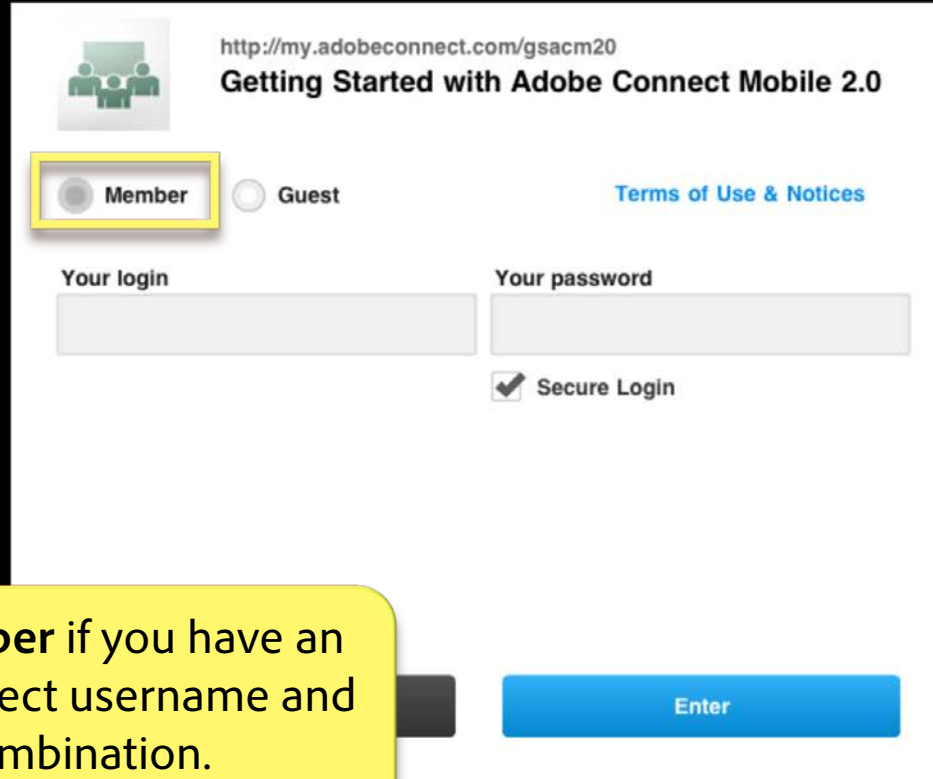
<http://my.adobeconnect.com/khsingh>

[Help](#)

Tap to type the **URL** for your meeting, or select from the list of meetings you have attended previously.

Tap Next.

Adobe® Connect™ Mobile: Enter as a Member



http://my.adobeconnect.com/gsacm20

Getting Started with Adobe Connect Mobile 2.0

☒ **Member** ☐ Guest [Terms of Use & Notices](#)

Your login

Your password

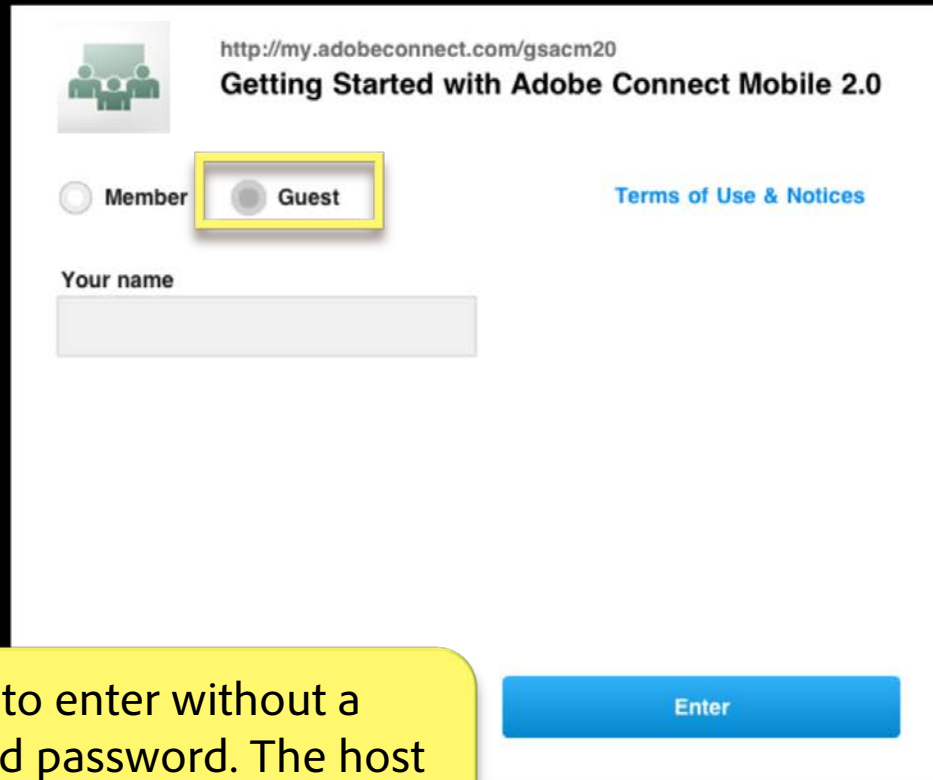
☒ Secure Login

Enter

Select **Member** if you have an Adobe Connect username and password combination.

Tap **Enter** to continue.

Adobe® Connect™ Mobile: Enter as a Guest



http://my.adobeconnect.com/gsacm20

Getting Started with Adobe Connect Mobile 2.0

☐ Member ☒ Guest

[Terms of Use & Notices](#)

Your name

Enter

Select **Guest** to enter without a username and password. The host may have to approve your entry.

Tap **Enter** to continue.

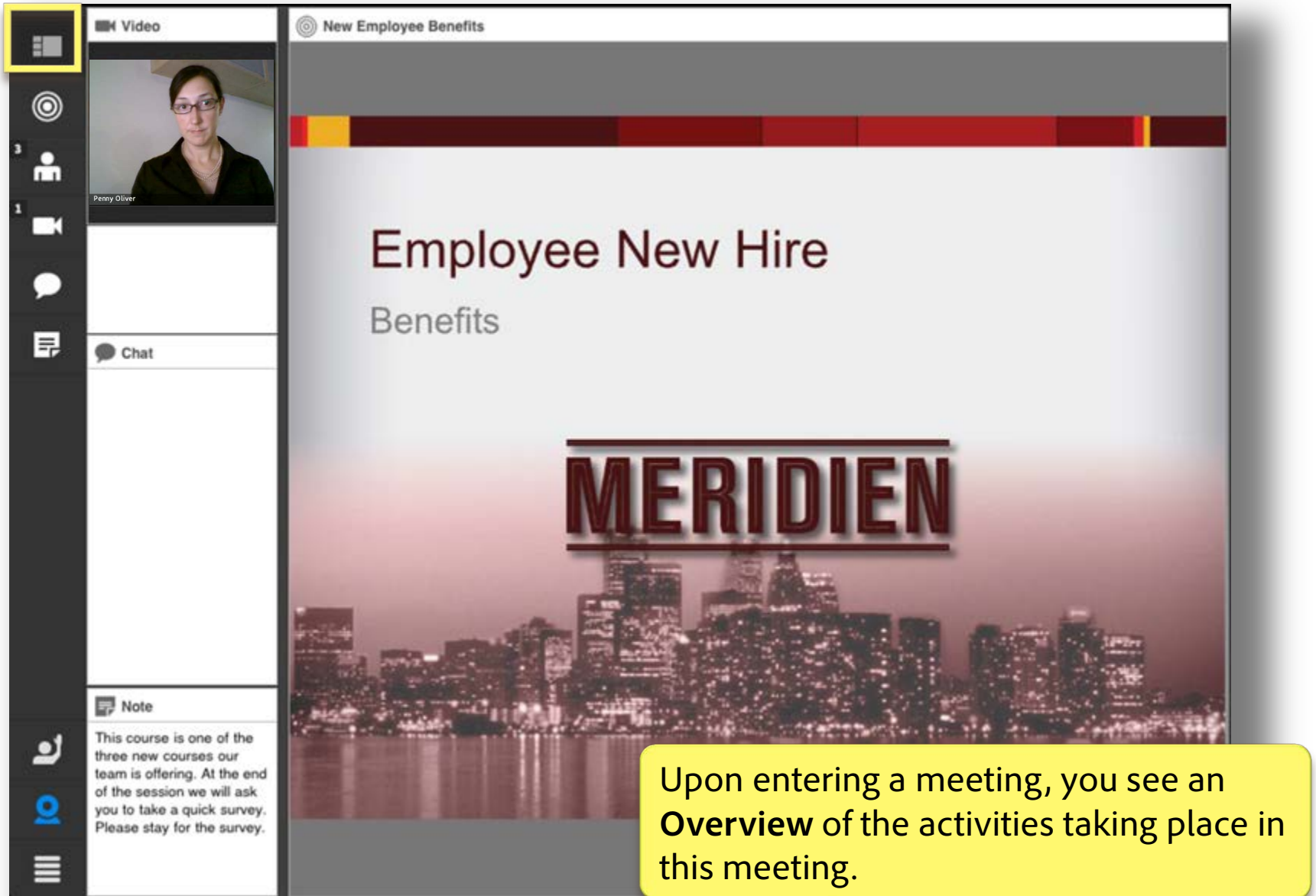
Adobe® Connect™ Mobile: Connecting Window



Cancel

A series of **Connecting** messages will appear. Then you will enter the Adobe Connect Meeting room.

Adobe® Connect™ Mobile: Meeting Overview



The screenshot displays the Adobe Connect Mobile interface during a meeting. On the left is a vertical toolbar with icons for video, chat, and notes. The main area shows a presentation slide titled "Employee New Hire Benefits" with the "MERIDIEN" logo. A video feed of Penny Oliver is visible in the top left. A yellow callout box in the bottom right corner explains the "Overview" feature.

Video

New Employee Benefits

Penny Oliver

Employee New Hire Benefits

MERIDIEN

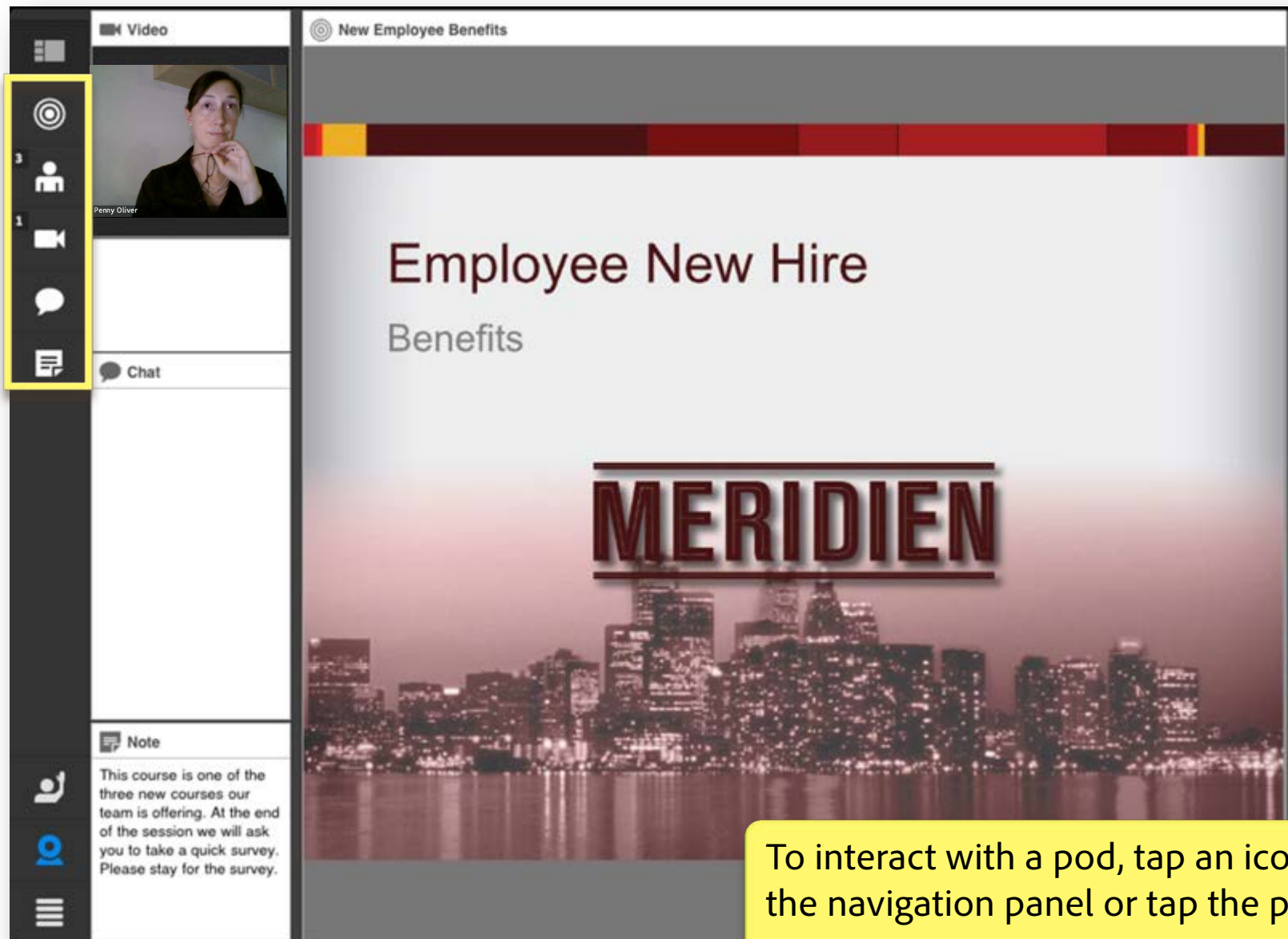
Chat

Note

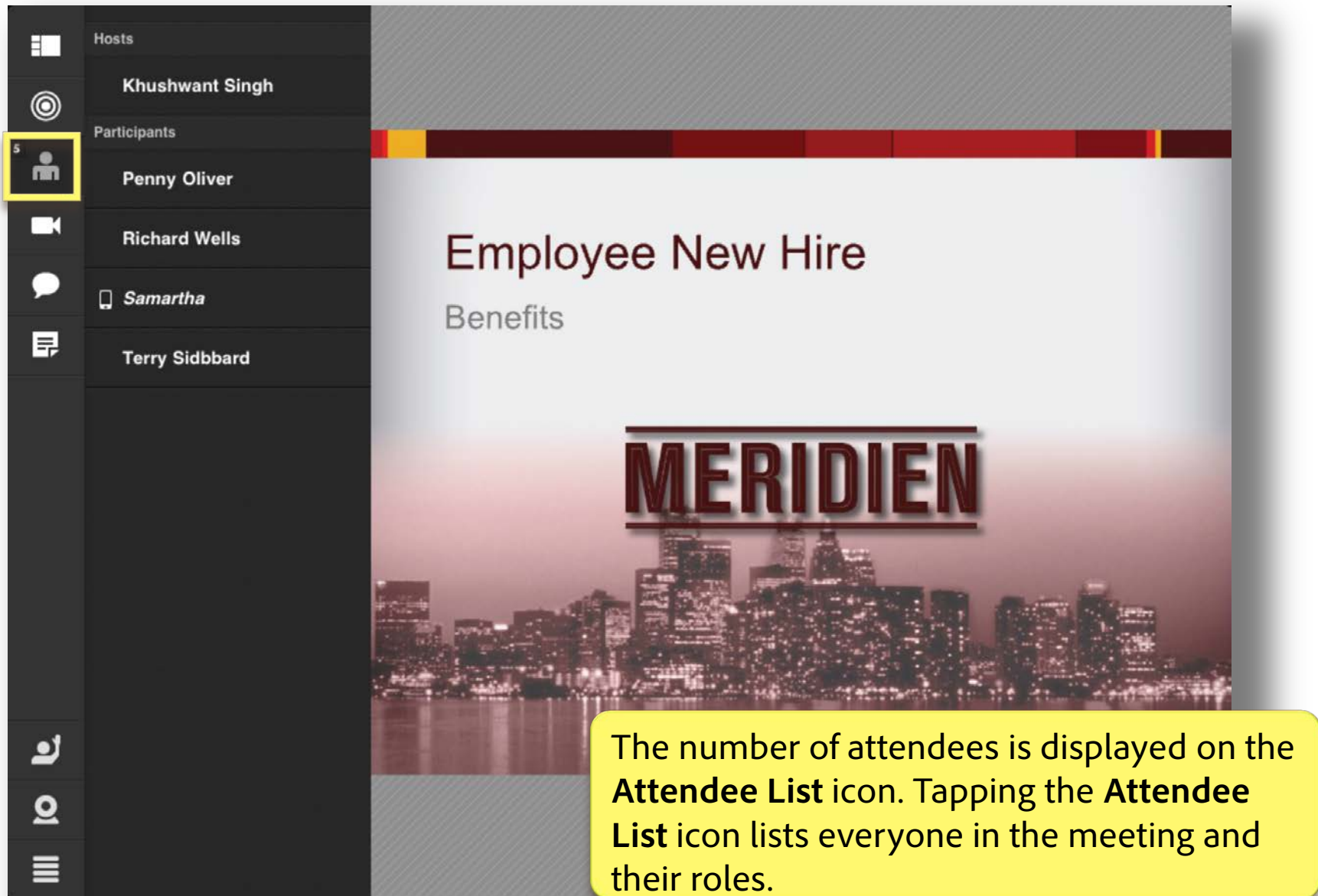
This course is one of the three new courses our team is offering. At the end of the session we will ask you to take a quick survey. Please stay for the survey.

Upon entering a meeting, you see an **Overview** of the activities taking place in this meeting.

Adobe® Connect™ Mobile: Focus on Pods



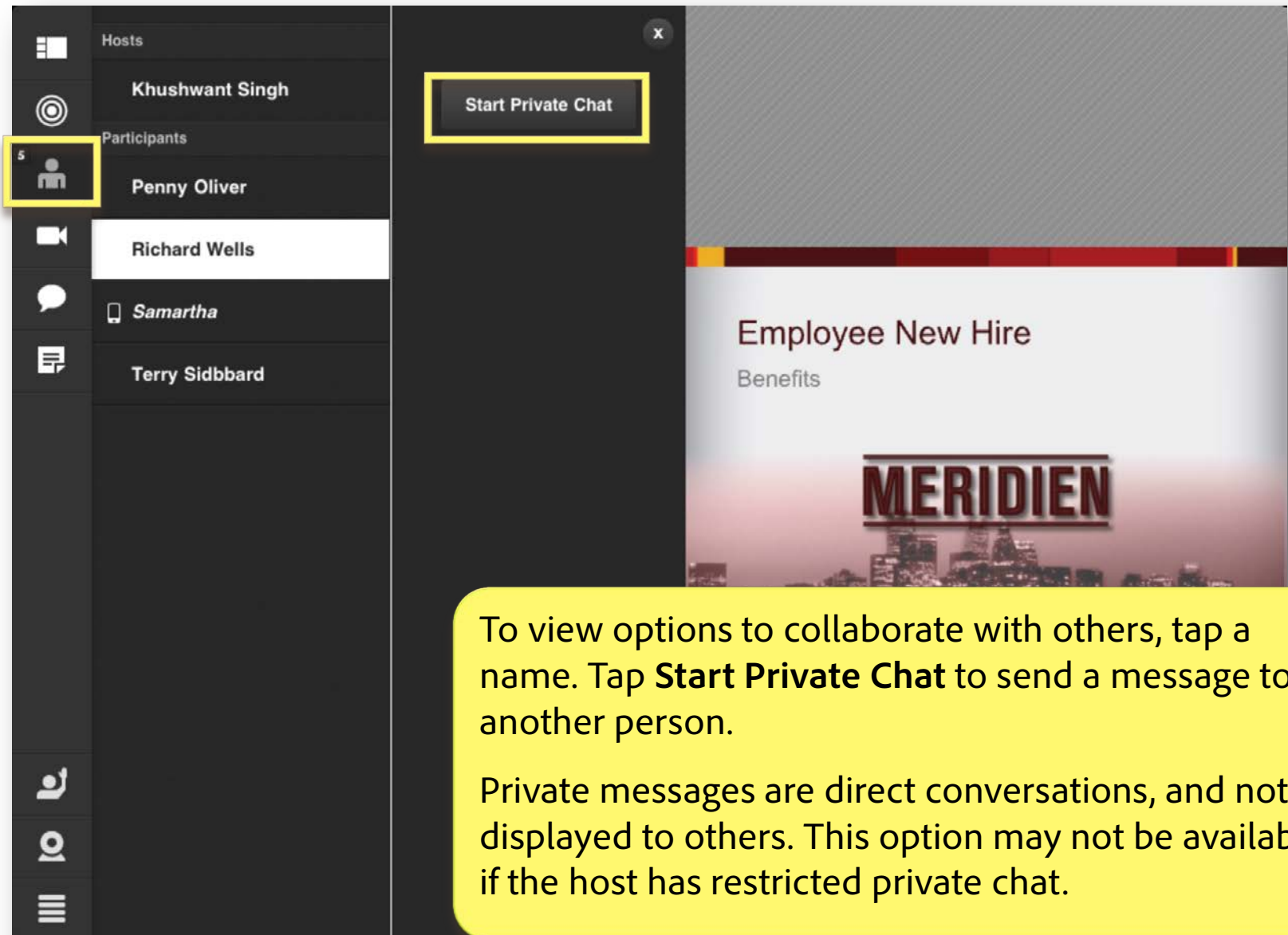
Adobe® Connect™ Mobile: Focus on Attendee List



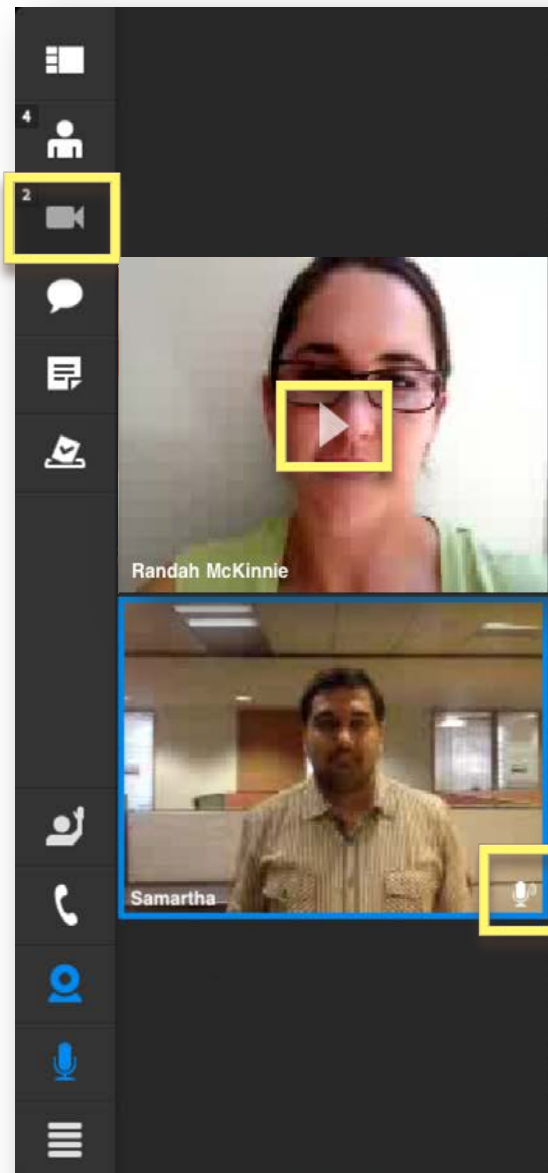
The screenshot displays the Adobe Connect Mobile interface. On the left, a dark sidebar contains several icons. The 'Attendee List' icon, which depicts a person and is accompanied by a small yellow badge with the number '5', is highlighted with a yellow rectangular border. To the right of this icon, a list of participants is visible, including 'Khushwant Singh' under the 'Hosts' section and 'Penny Oliver', 'Richard Wells', 'Samartha', and 'Terry Siddbard' under the 'Participants' section. The main area of the screen shows a presentation slide titled 'Employee New Hire' with the subtitle 'Benefits'. The slide features a city skyline at night and the word 'MERIDIEN' in large, bold, serif font. A yellow callout box in the bottom right corner contains the following text:

The number of attendees is displayed on the **Attendee List** icon. Tapping the **Attendee List** icon lists everyone in the meeting and their roles.

Adobe® Connect™ Mobile: Focus on Attendee List



Adobe® Connect™ Mobile: Focus on Web Camera Video



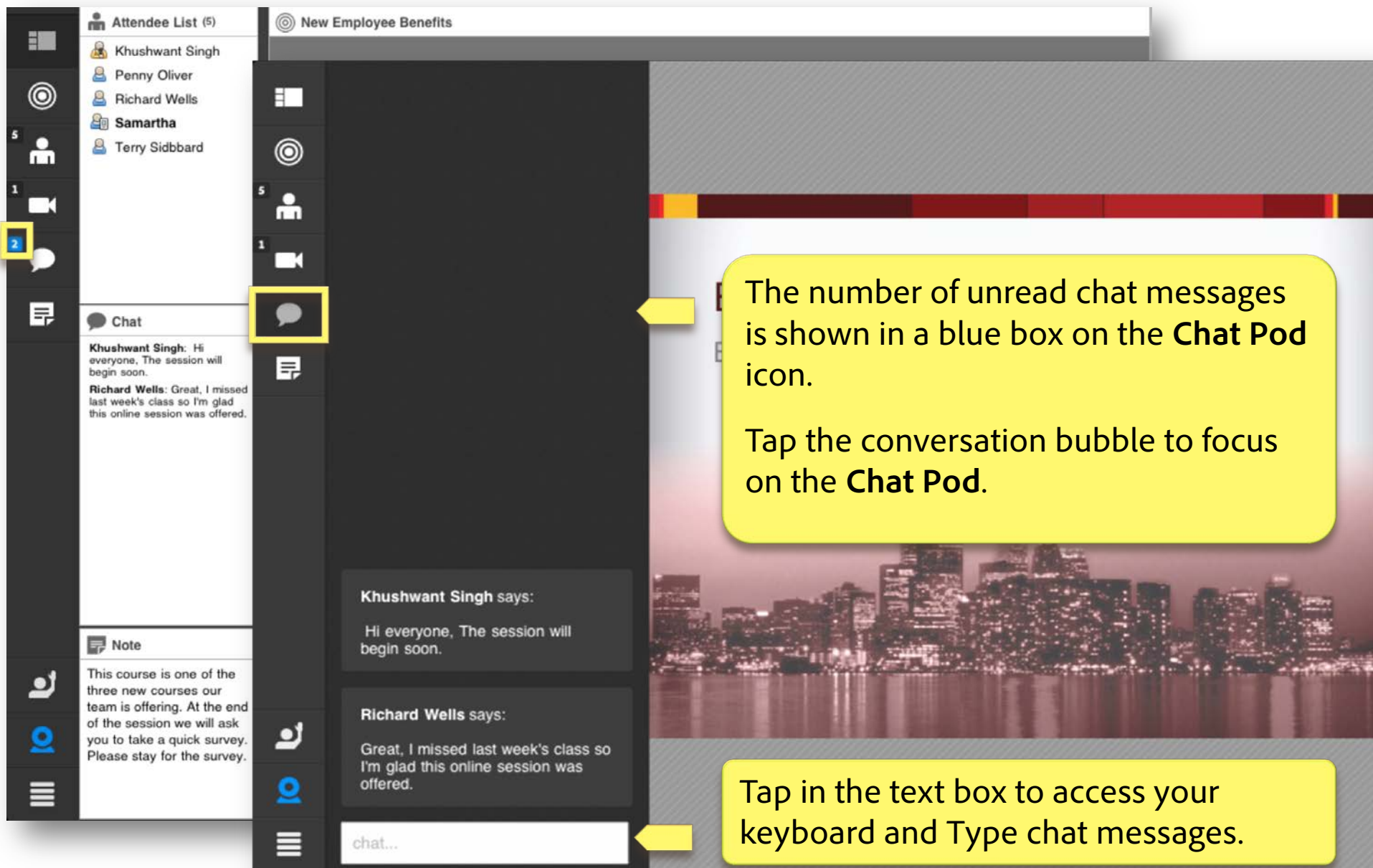
To see the list of attendees broadcasting their video cameras, tap **Video Pod**.

The video feed highlighted in blue is streaming continuously. All others are paused. Tap the **Play** button on top of any video feed to switch feeds and actively watch another attendee.

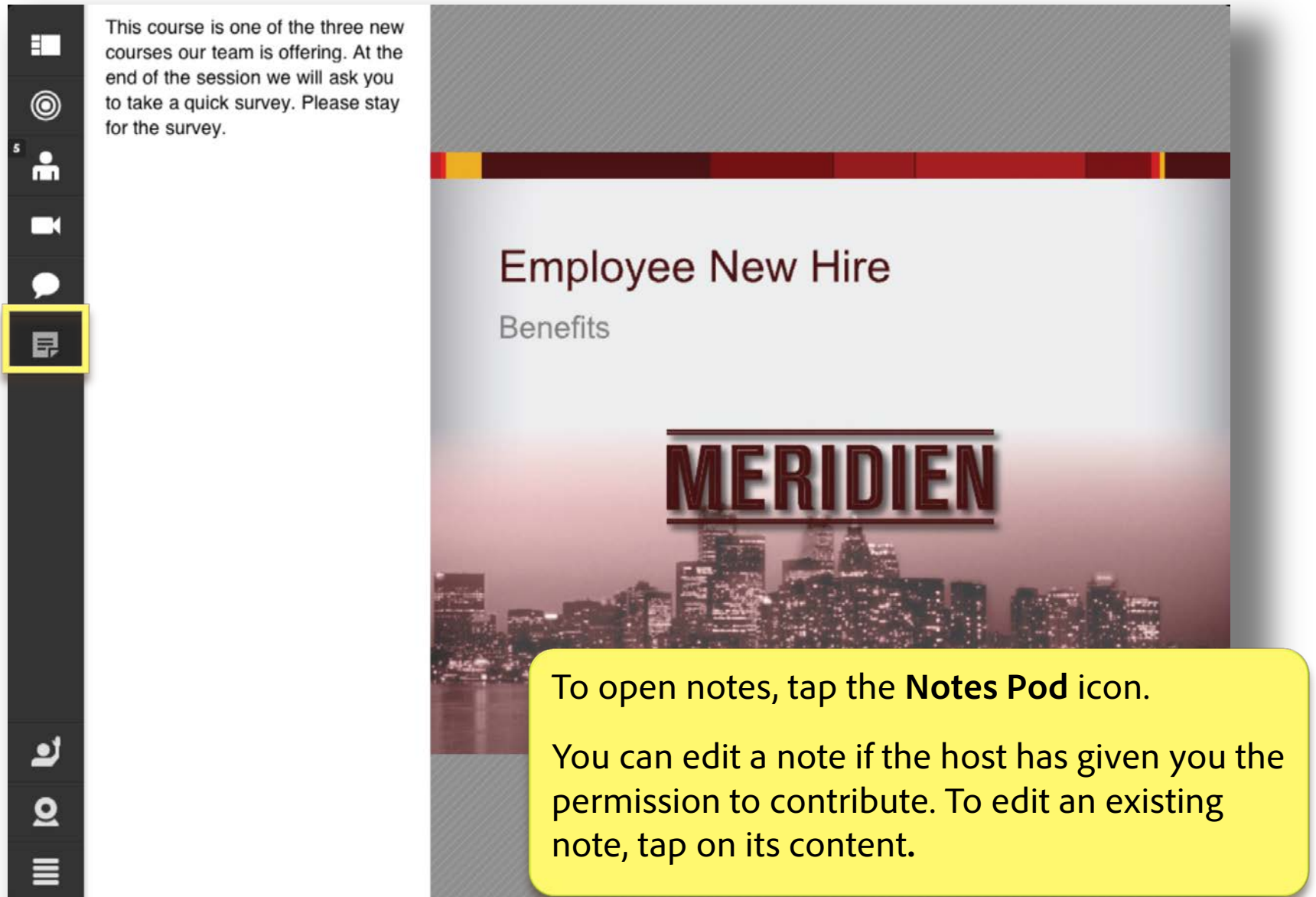
Video that appears paused but has no Play button has been paused by the broadcaster and cannot be made active until that user resumes **his/her or the** feed.

The active speaker indicator appears in a video feed windows when the user is broadcasting audio, regardless of whether his camera feed is streaming. Tap to switch video feed views to the active speaker when desired.

Adobe® Connect™ Mobile: Focus on Chat



Adobe® Connect™ Mobile: Focus on Notes



This course is one of the three new courses our team is offering. At the end of the session we will ask you to take a quick survey. Please stay for the survey.

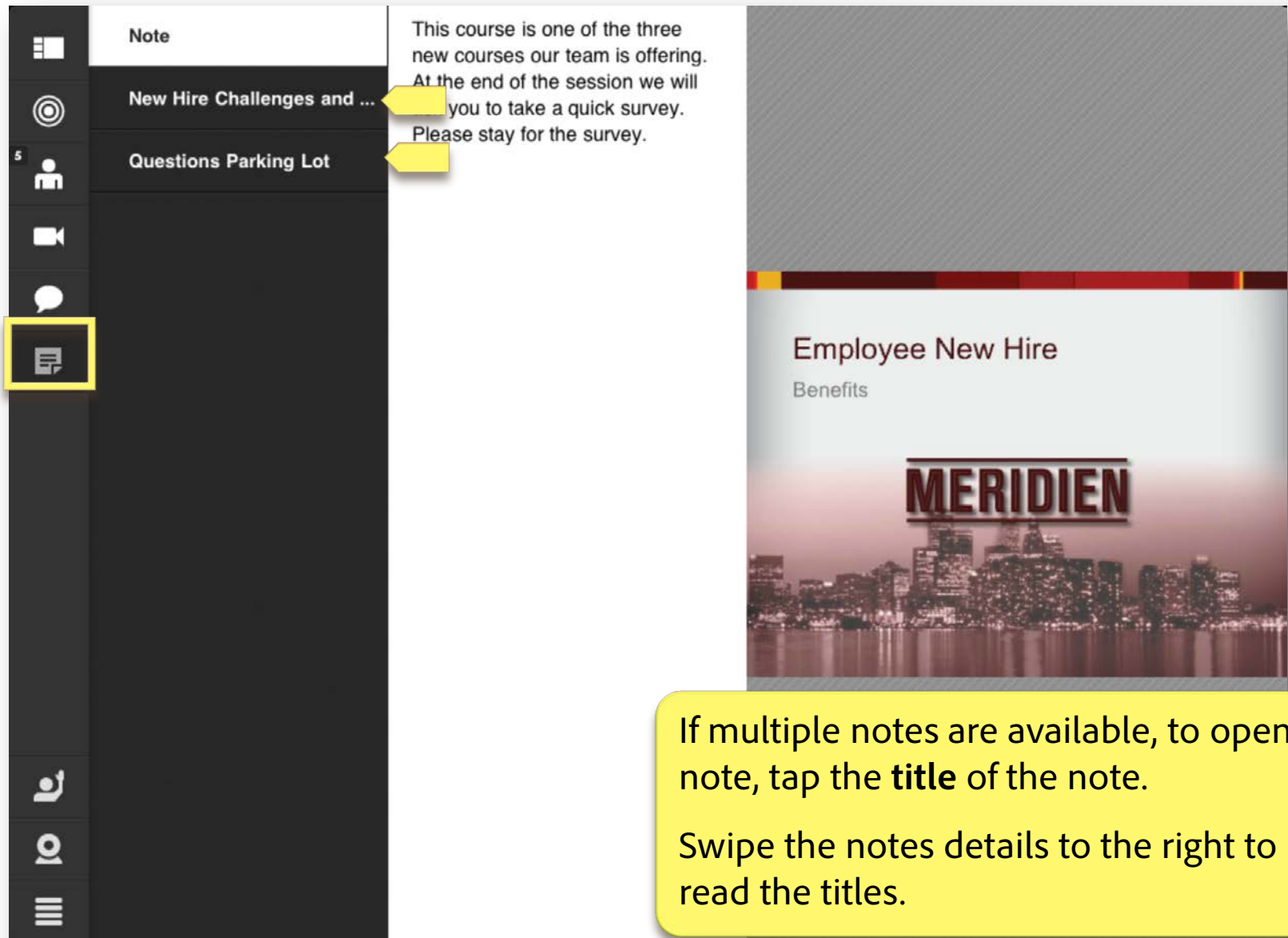
Employee New Hire
Benefits

MERIDIEN

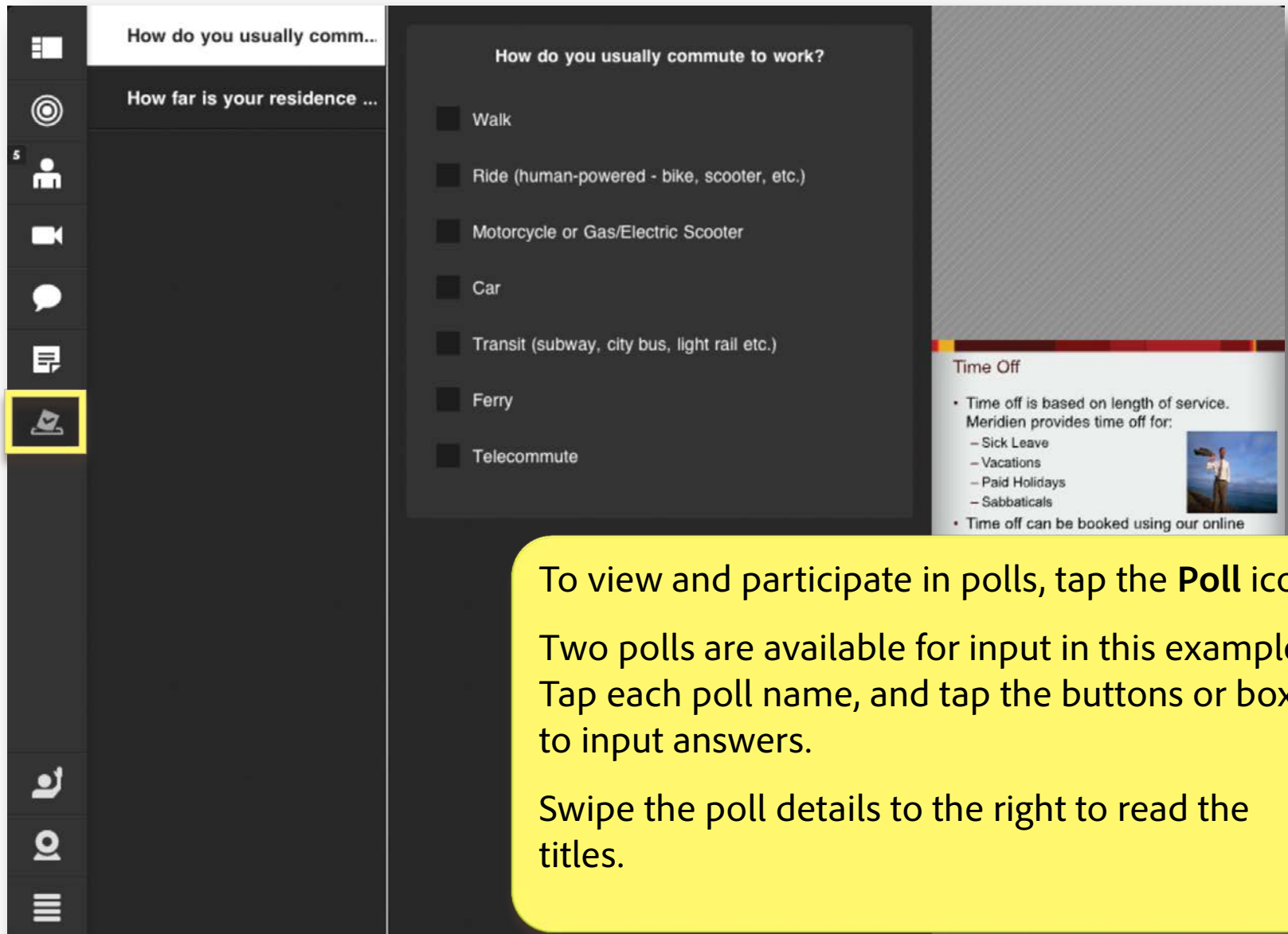
To open notes, tap the **Notes Pod** icon.

You can edit a note if the host has given you the permission to contribute. To edit an existing note, tap on its content.

Adobe® Connect™ Mobile: Focus on Notes – Multiple Notes Pods



Adobe® Connect™ Mobile: Poll Focus and Participation



Adobe® Connect™ Mobile: Overview and Layouts

The screenshot displays the Adobe Connect Mobile interface during a meeting. On the left is a vertical toolbar with icons for various functions. The main area is divided into several sections:

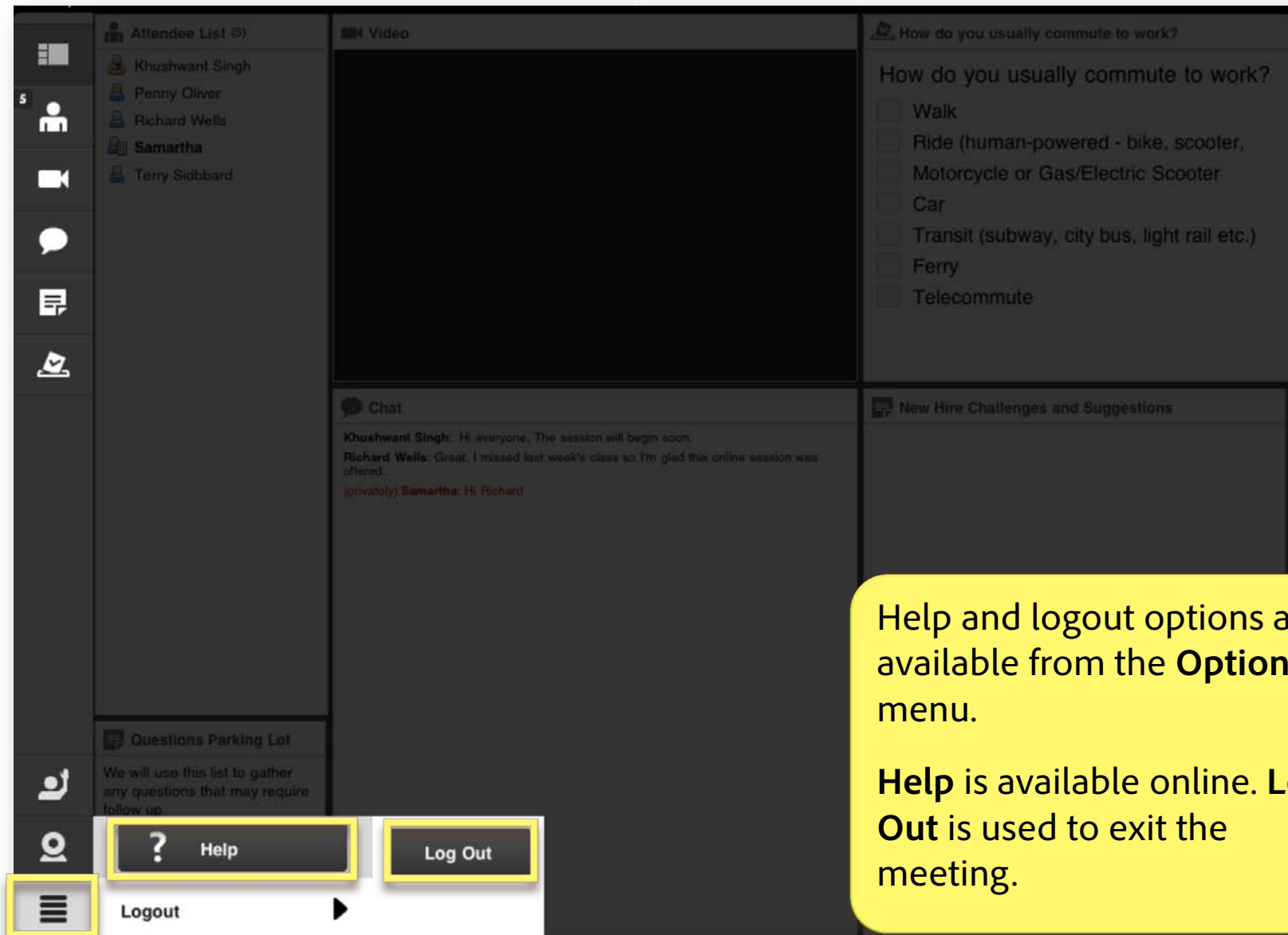
- Attendee List (5):** Lists participants: Khushwant Singh, Penny Oliver, Richard Wells, Samartha, and Terry Sidbbard.
- Video:** A large video feed showing a man in a plaid shirt.
- Chat:** A chat window with messages from Khushwant Singh, Richard Wells, and Samartha.
- How do you usually commute to work?:** A poll with options: Walk, Ride (human-powered - bike, scooter, Motorcycle or Gas/Electric Scooter, Car, Transit (subway, city bus, light rail etc.), Ferry, and Telecommute.
- Questions Parking Lot:** A section for gathering questions that may require follow up.
- New Hire Challenges and Suggestions:** A section for new hire challenges and suggestions.

A yellow callout box on the right side of the interface contains the following text:

During a meeting the host can display new tools and pods, which may appear in new or different locations. This is called a **Layout change**.

When a host changes the layout, you return to the **Overview** of the activities taking place in this meeting.

Adobe® Connect™ Mobile: Help and Logout to Exit Meeting



Adobe® Connect™ Mobile: Additional Functions Enabled

Attendee List (5)

- Khushwant Singh
- Penny Oliver
- Richard Wells
- Samartha
- Terry Sidbbard

Chat

Khushwant Singh: Hi everyone, The session will begin soon.

Richard Wells: Great, I missed last week's class so I'm glad this online session was offered.

(privately) Samartha: Hi Richard

Note

This course is one of the three new courses our team is offering. At the end of the session we will ask you to take a quick survey. Please stay for the survey.

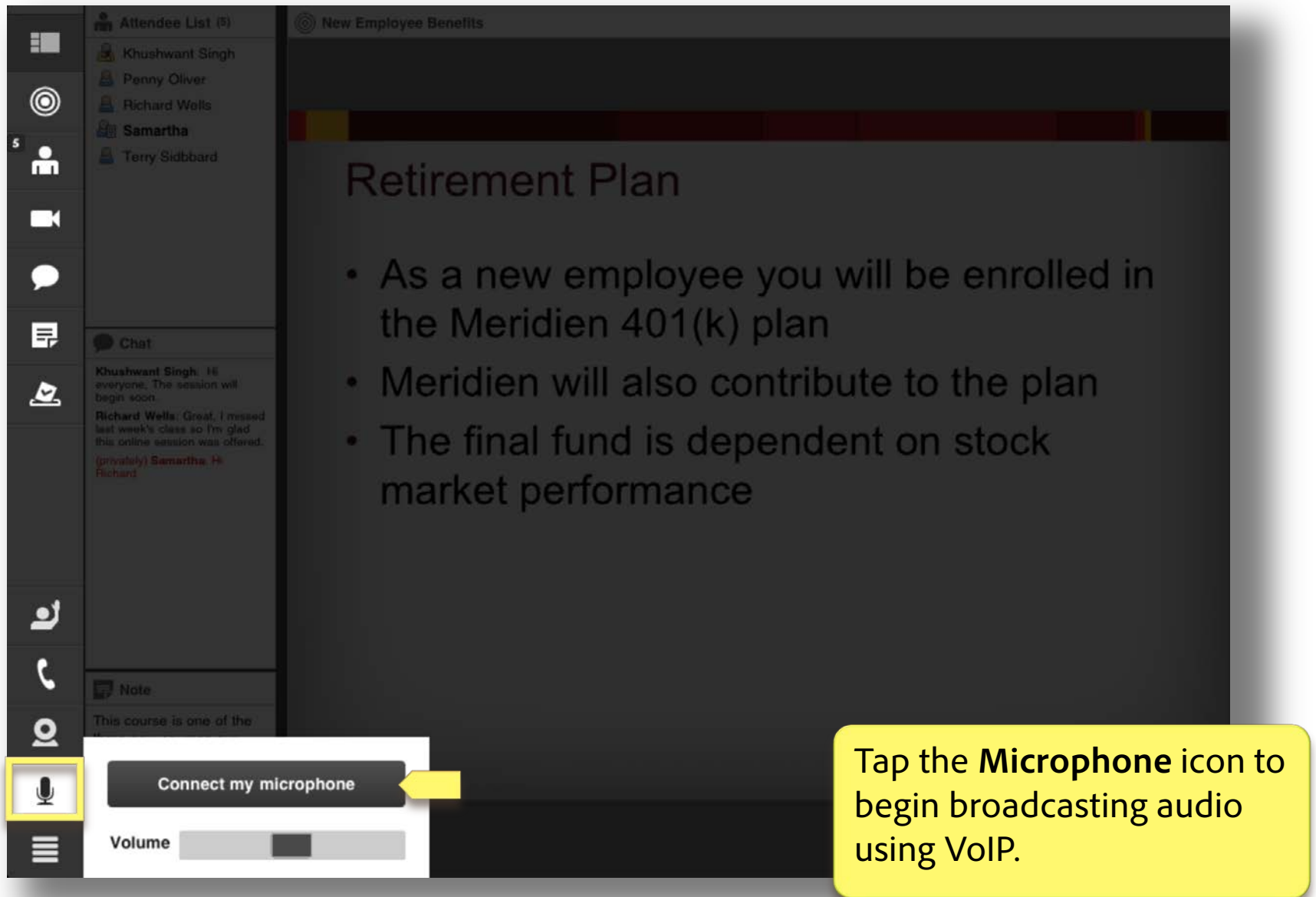
Retirement Plan

- As a new employee you will be enrolled in the Meridien 401(k) plan
- Meridien will also contribute to the plan
- The final fund is dependent on stock market performance

The host can enable additional collaboration options: **Telephony, Camera, and Microphone.**

On a tablet device, these options appear on a panel on the left.

Adobe® Connect™ Mobile: Broadcasting VoIP Audio



Attendee List (5)

- Khushwant Singh
- Penny Oliver
- Richard Wells
- Samartha
- Terry Siddbard

Chat

Khushwant Singh: Hi everyone. The session will begin soon.

Richard Wells: Great, I missed last week's class so I'm glad this online session was offered.

(privately) Samartha: Hi Richard

Note

This course is one of the

Retirement Plan

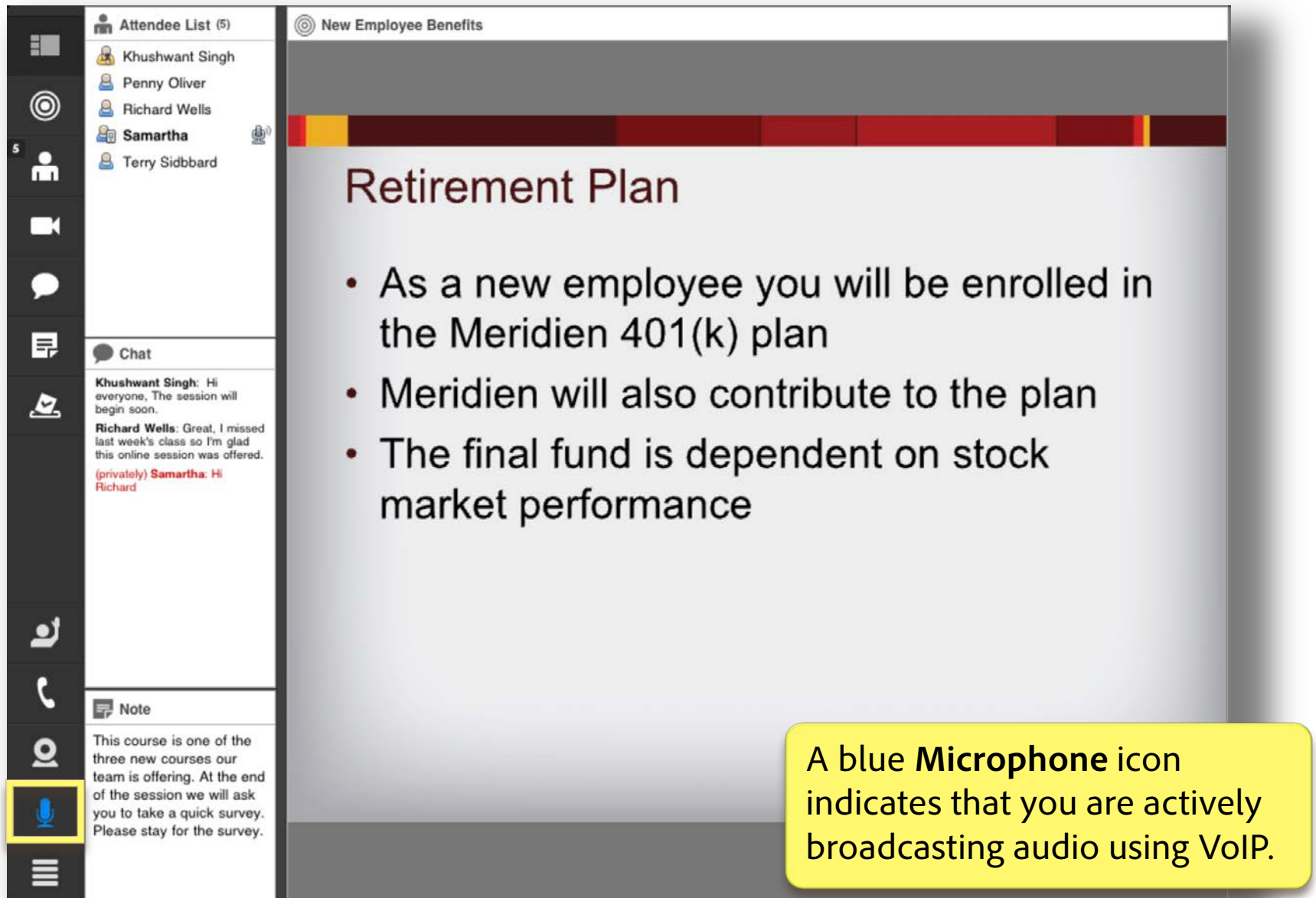
- As a new employee you will be enrolled in the Meridien 401(k) plan
- Meridien will also contribute to the plan
- The final fund is dependent on stock market performance

Connect my microphone

Volume

Tap the **Microphone** icon to begin broadcasting audio using VoIP.

Adobe® Connect™ Mobile: Active VoIP Broadcast Indicator



The screenshot displays the Adobe Connect Mobile interface. On the left is a vertical toolbar with icons for various functions. The 'Attendee List (5)' panel is open, showing a list of participants: Khushwant Singh, Penny Oliver, Richard Wells, Samartha, and Terry Sidbard. Below the list is a chat window with messages from Khushwant Singh, Richard Wells, and Samartha. At the bottom of the toolbar, a blue microphone icon is highlighted with a yellow box, indicating active VoIP broadcasting. The main content area shows a presentation slide titled 'Retirement Plan' with three bullet points. A yellow callout box in the bottom right corner explains the microphone icon.

Attendee List (5)

- Khushwant Singh
- Penny Oliver
- Richard Wells
- Samartha**
- Terry Sidbard

Chat

Khushwant Singh: Hi everyone, The session will begin soon.

Richard Wells: Great, I missed last week's class so I'm glad this online session was offered.

(privately) Samartha: Hi Richard

Note

This course is one of the three new courses our team is offering. At the end of the session we will ask you to take a quick survey. Please stay for the survey.

Retirement Plan

- As a new employee you will be enrolled in the Meridien 401(k) plan
- Meridien will also contribute to the plan
- The final fund is dependent on stock market performance

A blue **Microphone** icon indicates that you are actively broadcasting audio using VoIP.

Adobe® Connect™ Mobile: Stop Broadcasting VoIP Audio

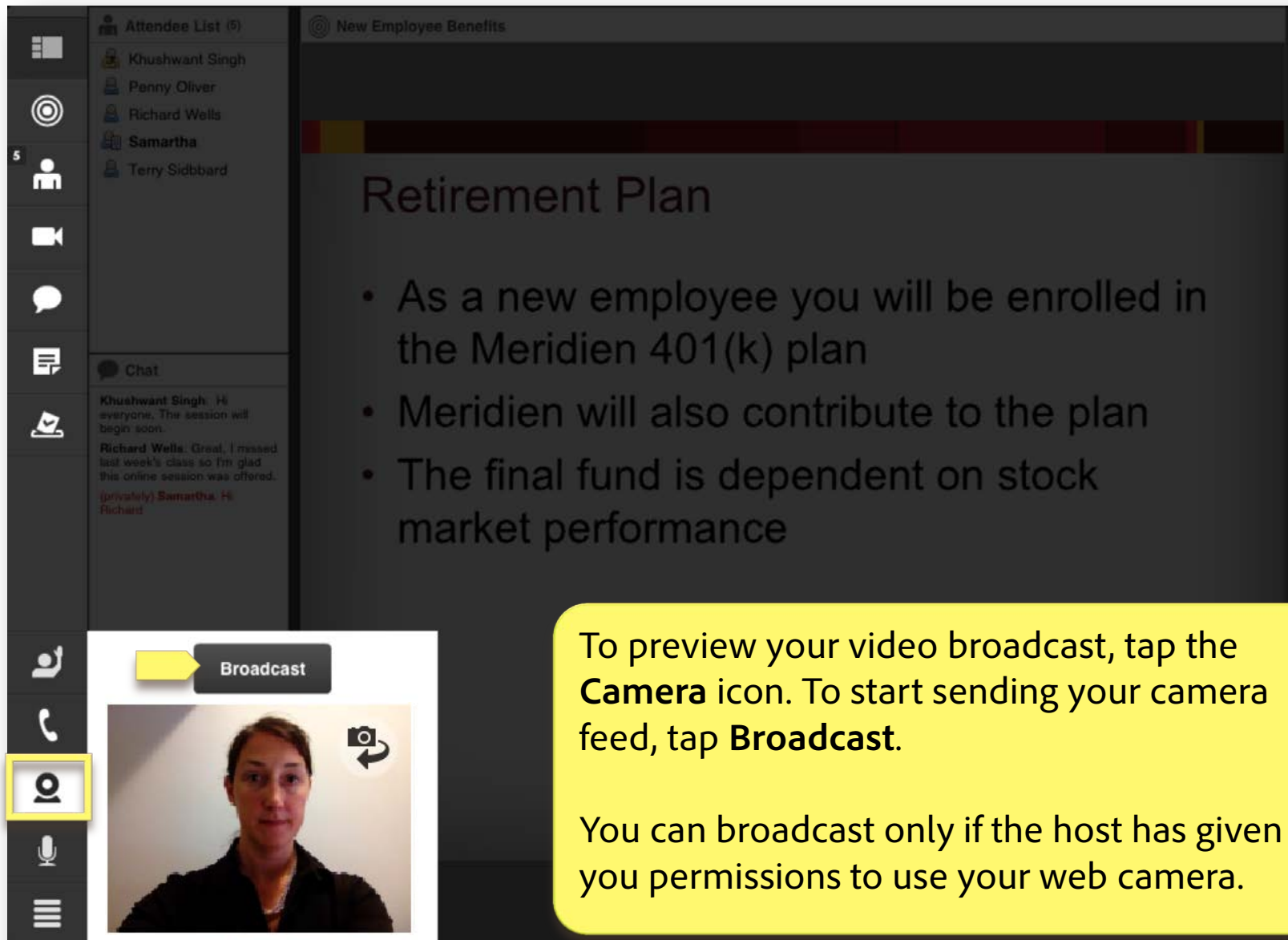
The screenshot shows the Adobe Connect Mobile app interface. On the left is a vertical toolbar with icons for various functions. The main area displays a presentation slide titled 'Retirement Plan' with the following bullet points:

- As a new employee you will be enrolled in the Meridien 401(k) plan
- Meridien will also contribute to the plan
- The final fund is dependent on stock market performance

At the bottom left, a blue microphone icon is highlighted with a yellow box. A yellow callout box points to this icon with a button labeled 'Disconnect my microphone'. Below the microphone icon is a volume slider.

To stop broadcasting audio, tap the blue microphone icon and tap **Disconnect my microphone**.

Adobe® Connect™ Mobile: Video Broadcasting Enabled and Preview



The screenshot displays the Adobe Connect Mobile app interface. On the left, a vertical toolbar contains icons for various functions: a grid, a target, a person, a video camera, a speech bubble, a document, and a magnifying glass. The main content area is titled "New Employee Benefits" and features a "Retirement Plan" section with a bulleted list:

- As a new employee you will be enrolled in the Meridien 401(k) plan
- Meridien will also contribute to the plan
- The final fund is dependent on stock market performance

Below the main content, a "Broadcast" button is visible. A yellow callout box highlights the "Broadcast" button and the "Camera" icon in the toolbar. The callout text reads: "To preview your video broadcast, tap the **Camera** icon. To start sending your camera feed, tap **Broadcast**."

Below the callout, a video preview window shows a woman's face. A yellow callout box highlights the video preview window and the "Broadcast" button. The callout text reads: "You can broadcast only if the host has given you permissions to use your web camera."

Adobe® Connect™ Mobile: Active Camera Broadcast Indicator

Attendee List (5)

- Khushwant Singh
- Penny Oliver
- Richard Wells
- Samartha
- Terry Sidbbard

Chat

Khushwant Singh: Hi everyone, The session will begin soon.

Richard Wells: Great, I missed last week's class so I'm glad this online session was offered.

(privately) Samartha: Hi Richard

Note

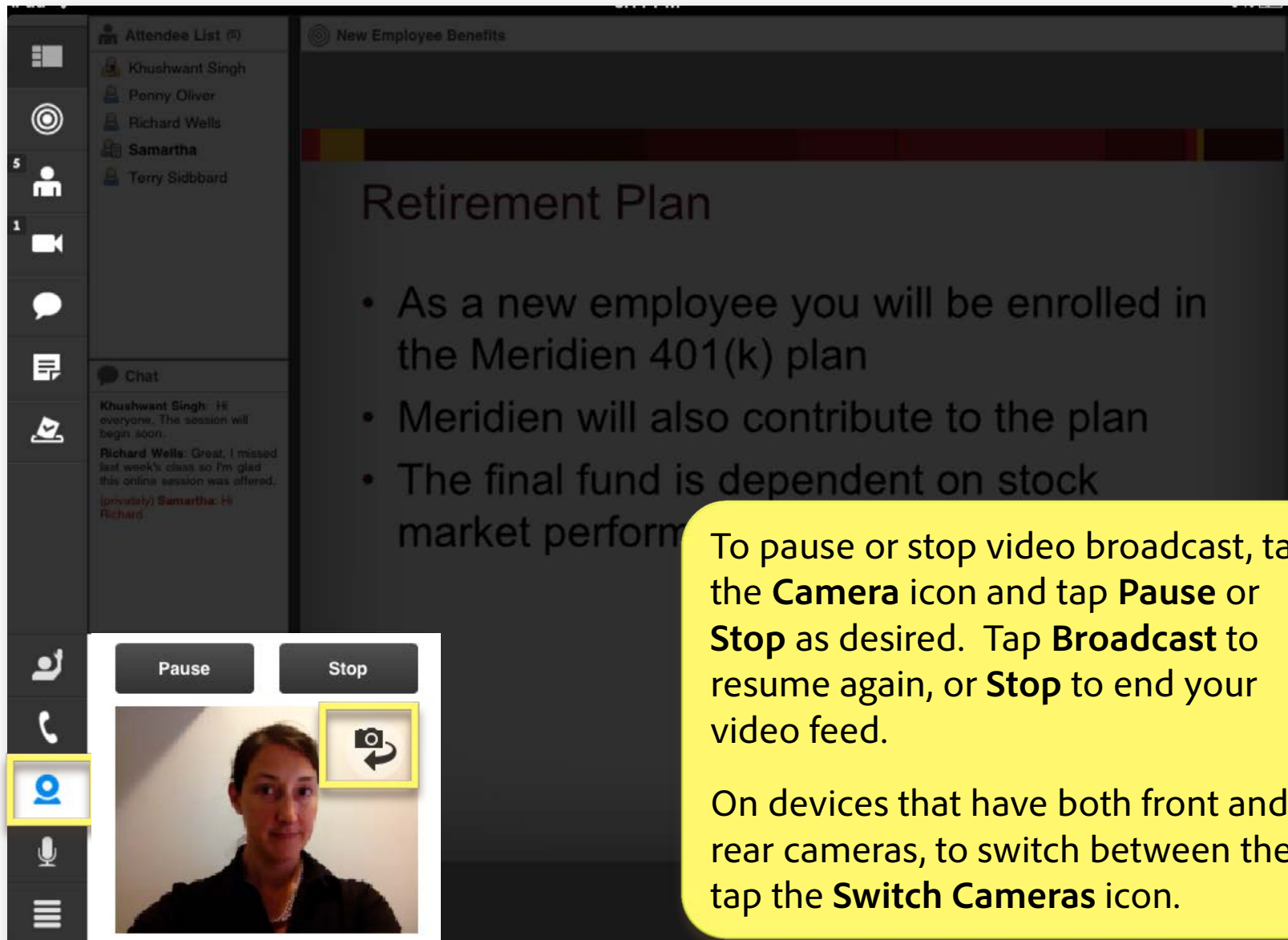
This course is one of the three new courses our team is offering. At the end of the session we will ask you to take a quick survey. Please stay for the survey.

Retirement Plan

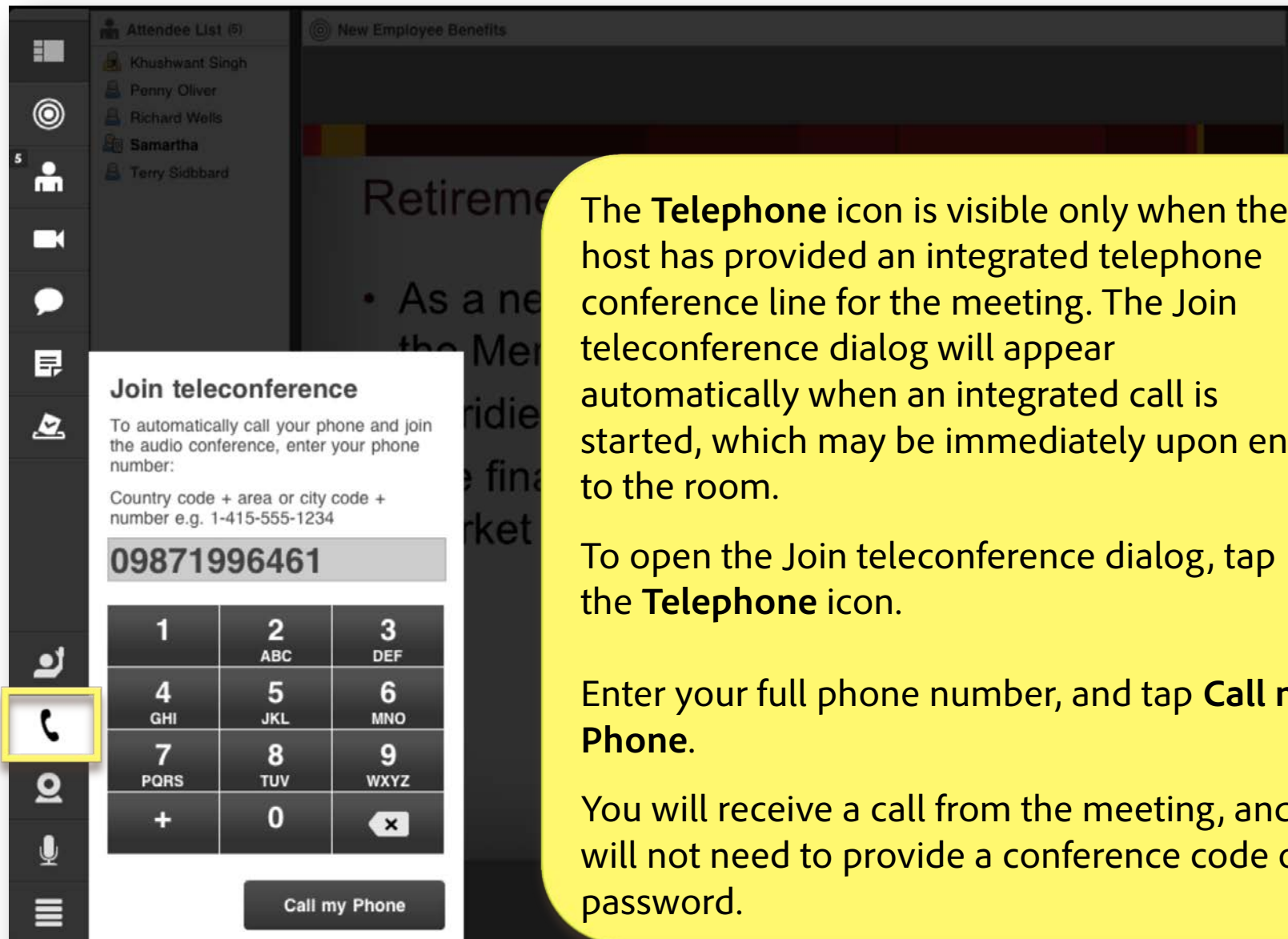
- As a new employee you will be enrolled in the Meridien 401(k) plan
- Meridien will also contribute to the plan
- The final fund is dependent on stock market performance

A blue **Camera** icon indicates that you are actively broadcasting video.

Adobe® Connect™ Mobile: Stop or Pause Your Video Broadcast



Adobe® Connect™ Mobile: Join Telephone Audio Conference



The **Telephone** icon is visible only when the host has provided an integrated telephone conference line for the meeting. The Join teleconference dialog will appear automatically when an integrated call is started, which may be immediately upon entry to the room.

To open the Join teleconference dialog, tap the **Telephone** icon.

Enter your full phone number, and tap **Call my Phone**.

You will receive a call from the meeting, and will not need to provide a conference code or password.

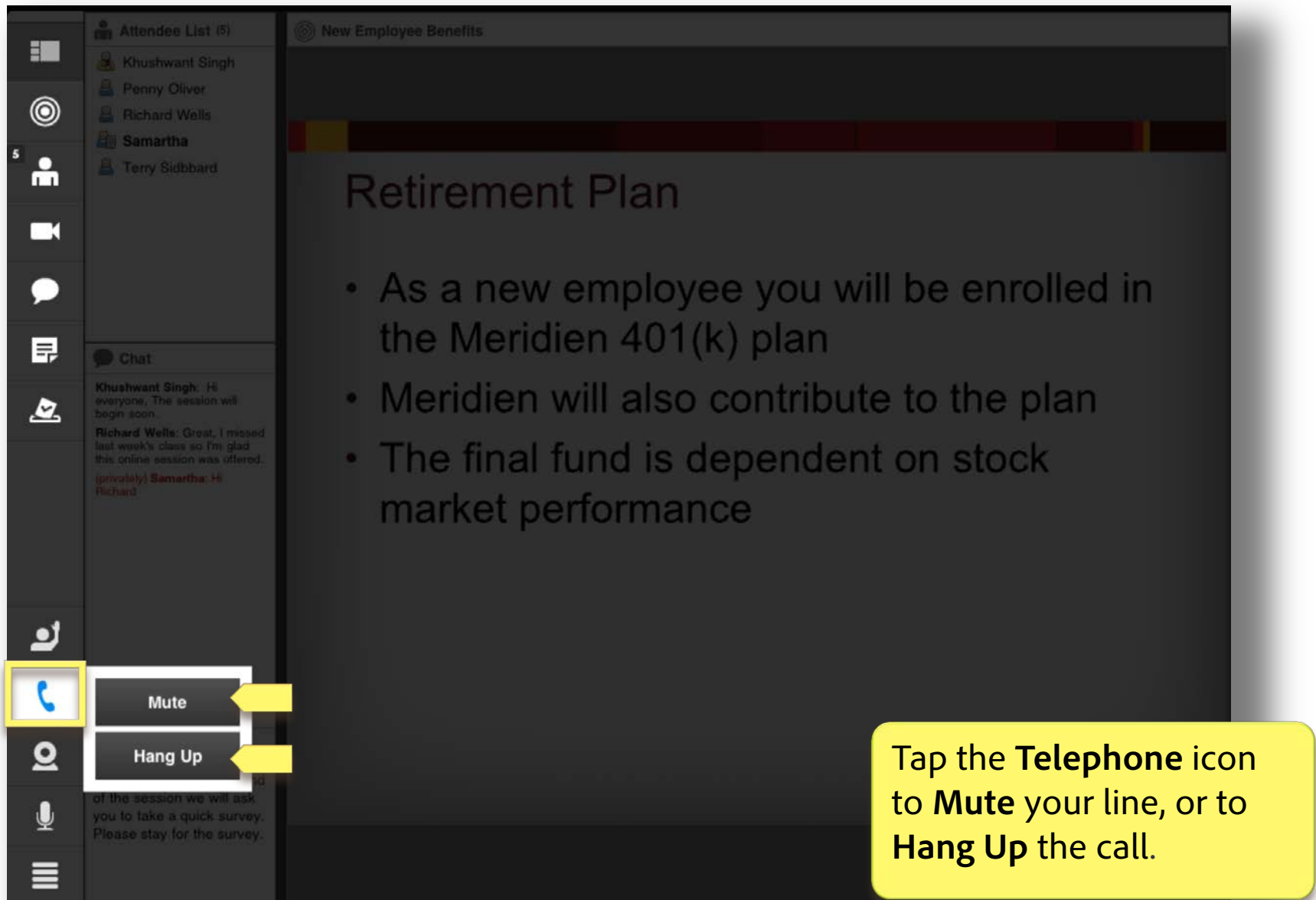
Adobe® Connect™ Mobile: Connected to Telephone Conference

The screenshot displays the Adobe Connect Mobile interface during a session titled "New Employee Benefits". On the left sidebar, a blue telephone icon is highlighted with a yellow box. The sidebar also shows an "Attendee List (5)" with names: Khushwant Singh, Penny Oliver, Richard Wells, Samartha, and Terry Sidbbard. Below the list is a "Chat" window with messages from Khushwant Singh, Richard Wells, and Samartha. At the bottom of the sidebar is a "Note" section with text about a course and a survey. The main content area shows a slide titled "Retirement Plan" with three bullet points:

- As a new employee you will be enrolled in the Meridien 401(k) plan
- Meridien will also contribute to the plan
- The final fund is dependent on stock market performance

A yellow callout box in the bottom right corner states: "A blue **Telephone** icon indicates that you are connected to the integrated conference call."

Adobe® Connect™ Mobile: Active Telephone Conference Connection



The screenshot shows the Adobe Connect Mobile interface during an active telephone conference. On the left, a vertical toolbar contains icons for various functions. The 'Attendee List (5)' is visible, listing participants: Khushwant Singh, Penny Oliver, Richard Wells, Samatha, and Terry Siddbard. Below the list is a 'Chat' window with messages from Khushwant Singh, Richard Wells, and Samatha. At the bottom of the toolbar, a yellow box highlights the telephone icon. A yellow callout box points to this icon, stating: 'Tap the **Telephone** icon to **Mute** your line, or to **Hang Up** the call.'

Retirement Plan

- As a new employee you will be enrolled in the Meridien 401(k) plan
- Meridien will also contribute to the plan
- The final fund is dependent on stock market performance

Adobe® Connect™ Mobile: Muted Telephone Conference Connection

Attendee List (5)

- Khushwant Singh
- Penny Oliver
- Richard Wells
- Samartha
- Terry Sidbbard

Chat

Khushwant Singh: Hi everyone, The session will begin soon.

Richard Wells: Great, I missed last week's class so I'm glad this online session was offered.

(privately) Samartha: Hi Richard

Note

This course is one of the three new courses our team is offering. At the end of the session we will ask you to take a quick survey. Please stay for the survey.

Retirement Plan

- As a new employee you will be enrolled in the Meridien 401(k) plan
- Meridien will also contribute to the plan
- The final fund is dependent on stock market performance

A **Telephone** icon with a strikethrough indicates that your telephone line is muted.

Adobe® Connect™ Mobile: Unmute Telephone Conference Connection

Attendee List (5)

- Khushwant Singh
- Penny Oliver
- Richard Wells
- Samartha
- Terry Siddbard

Chat

Khushwant Singh: Hi everyone. The session will begin soon.

Richard Wells: Great, I missed last week's class so I'm glad this online session was offered.

(privately) Samartha: Hi Richard.

New Employee Benefits

Retirement Plan

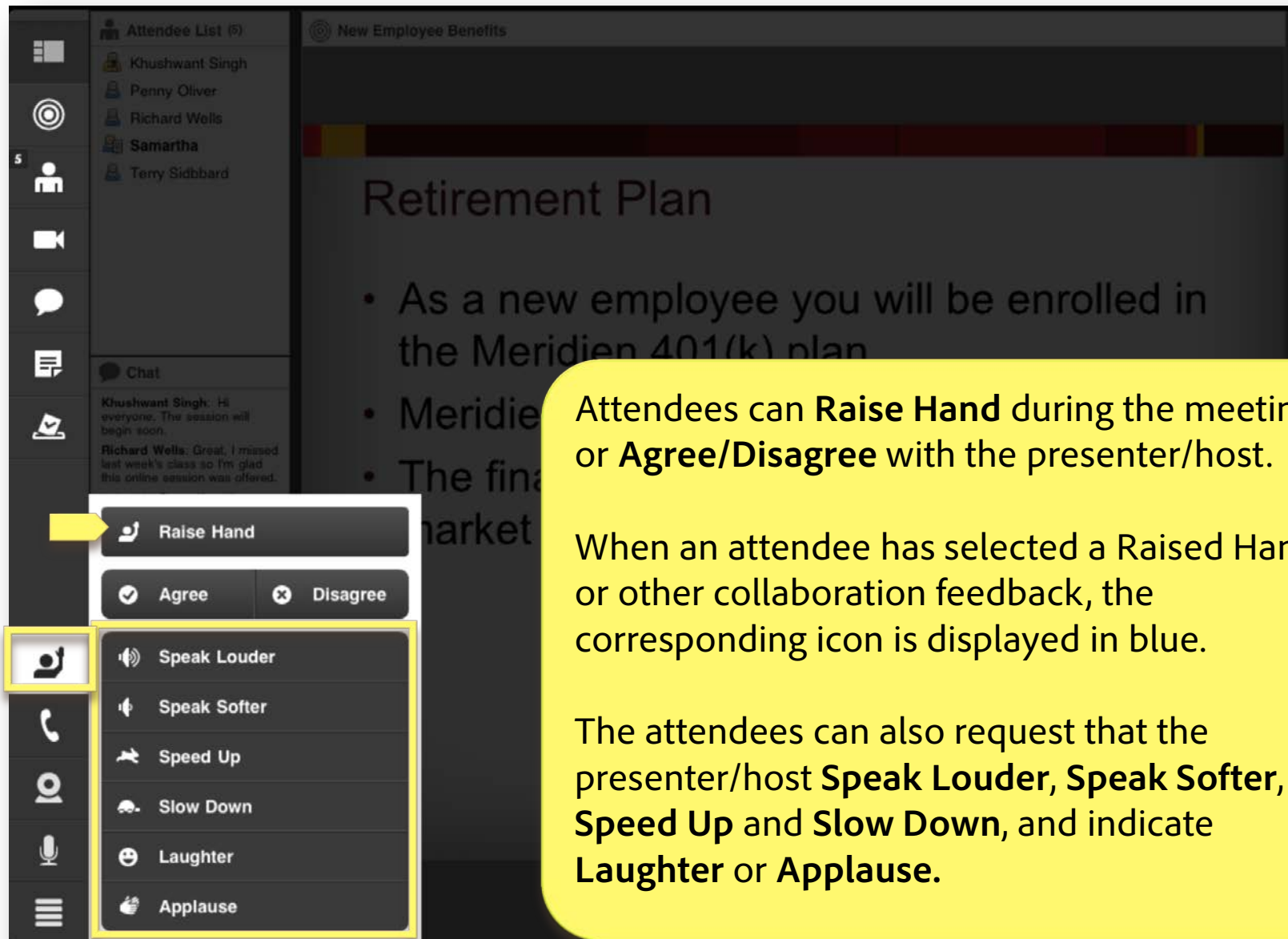
- As a new employee you will be enrolled in the Meridien 401(k) plan
- Meridien will also contribute to the plan
- The final fund is dependent on stock market performance

Unmute

Hang Up

Tap the **Telephone** icon to **Unmute** your line or to **Hang Up**.

Adobe Connect Mobile View: Raise Hand





Adobe